

# B65

## 2MP Indoor Zoom Dome with D/N, Adaptive IR, Basic WDR, SLLS, 3x Zoom Lens



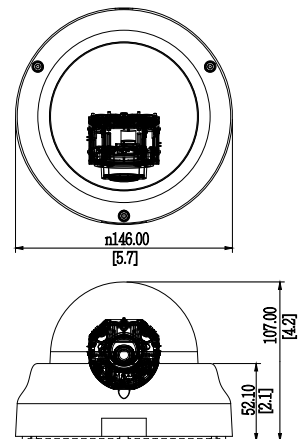
- 2 Megapixel with 1080p
- Day & Night with Superior Low Light Sensitivity and Adaptive IR LED
- 3x Zoom Lens with f3 - 9mm / F1.2 - 2.1, DC iris, Auto Focus
- Basic WDR (75 dB)
- 30 fps at 1920 x 1080
- Vandal Resistant (IK09)

### PHOTO INDICATION



- |                         |                        |
|-------------------------|------------------------|
| 1 Ethernet Port         | 4 Audio Input / Output |
| 2 Memory Card Slot      | 5 DC 12V Power Input   |
| 3 Digital Input/ Output | 6 Reset Button         |







### DIMENSION DIAGRAM



Unit: mm [inch]

### ACCESSORY OPTIONS

Dome Cover		
PDCX-1109		Smoked dome cover for B6X/B8X/ B9X, vandal proof (IK10)
Power Supply		
PPOE-0001		IEEE 802.3af PoE Injector for Class 1, 2 or 3 devices, with universal adapter
PPBX-0002		AC 100-240V to DC 12V power adapter with universal connector

Popular Mounting Solutions		
Surface	Accessories not required	
Wall	PMAX-0313	
Pendant	PMAX-0101 PMAX-0103	
Corner	PMAX-0313 PMAX-0402	
Pole	PMAX-0313 PMAX-0503	
Flush	PMAX-1012	
Gang Box	PMAX-0804	

\* For more mounting solutions, please refer to Project Planner on [www.acti.com](http://www.acti.com)

**PRODUCT SPECIFICATION****B65****• Device**

Device Type	Indoor Zoom Dome Camera
Image Sensor	Progressive Scan CMOS
Sensor Size	1/2.8"
Effective Pixels	1984 (H) x 1225 (V) (2.43 MP)
Horizontal Resolution	1450 TVL
Day / Night	Yes
Low Light Sensitivity	Superior
Minimum Illumination	Color: 0.1 lux at F1.2 (30 IRE, 2400°K); B/W: 0 lux (IR LED on)
Mechanical IR Cut Filter	Yes
IR Sensitivity Range	700 - 1100nm
IR LED	Adaptive IR LED x 10 (850nm)
IR Working Distance	40 m (0 lux, 30 IRE, Gain 255, Auto shutter mode)
Electronic Shutter	1/5 ~ 1/2,000 sec (manual mode); 1/5 ~ 1/10,000 sec (auto mode)
S/N Ratio	52 dB

**• Lens**

Focal Length / Aperture	Zoom, f3 - 9mm / F1.2 - 2.1
Zoom Ratio / Speed	3x optical / 1 sec (wide to tele)
Zoom Application	Camera Installation; Auto Zoom by Event; Manual Operation
Iris	DC iris
Focus	Auto focus
Lens Mount	Board mount
Horizontal Viewing Angle	103.6°~36.2°
Viewing Angle Adjustment	Pan: 0° - 350°; Tilt: 5° - 170°; Rotate: 0- 350°

**• Video**

Compression	H.264 (Baseline / Main / High profile), MJPEG
Max. Frame Rate vs. Resolution	30 fps at 1920 x 1080; 30 fps at 1280 x 720; 30 fps at 800 x 600; 30 fps at 640 x 480; 15 fps at 320 x 240
Multi-Streaming	Simultaneous dual streams based on two configurations
Bit Rate	28 Kbps - 6 Mbps (per stream)
Bit Rate Mode	Constant, Variable
Privacy Mask	4 configurable regions for each of 17 preset points
Image Enhancement	Basic WDR (75 dB); White balance: automatic, hold, and manual; Brightness; Contrast; Sharpness(auto); Auto gain control; Digital noise reduction; Flickerless
Text Overlay	User defined text on video
Image Orientation	Image flip and mirror

**• Audio**

Compression	8kHz, Mono, PCM, 16 bit encoding, G.711
Audio-In	Terminal block
Audio-Out	Terminal block

**• Network**

Protocol & Service	TCP, UDP, HTTP, HTTPS, DHCP, PPPoE, RTP, RTSP, IPv4, IPv6, DNS, DDNS, NTP, ICMP, ARP, IGMP, SMTP, FTP, UPnP, SNMP, Bonjour
Ethernet Port	1, Ethernet (10/100 Base-T), RJ-45 connector
Security	IP address filtering; HTTPS encryption; Password protected user levels; Anonymous login; IEEE802.1X network access control

**• Alarm**

Alarm Trigger	Video motion detection (3 regions); External device through digital input; Sound detection
Alarm Response	Notify control Center; Change camera settings; Command other devices; E-mail notification with snapshots; Save video or snapshot to local storage; Upload video or snapshot to FTP server; Activate external device through digital output

**• Interface**

Digital Input	2, Terminal block
Digital Output	2, Terminal block
Local Storage	MicroSDHC/MicroSDXC memory card slot (card not included)

**• General**

Power Source / Consumption	PoE Class 3 IEEE802.3af / 5.28W DC 12V (adapter not included) / 4.56W
Weight	715 g (1.58 lb)
Dimensions (Ø x H)	146 mm x 107 mm (5.7" x 4.2" )
Environmental Casing	Vandal resistant (IK09), Transparent dome cover
Mount Type	Surface, Pendant, Wall, Corner, Pole, Flush, Gang box
Starting Temperature	-10 °C ~ 50 °C (14 °F ~ 122 °F)
Operating Temperature	-10 °C ~ 50 °C (14 °F ~ 122 °F)
Operating Humidity	10% ~ 85% RH
Approvals	CE (EN 55022 Class B, EN 55024), FCC (Part15 Subpart B Class B), IK09, UL (for optional PoE injector and power adapter)

**• Integration**

Unified Solution	Fully compatible with ACTI software
ISV Integration	Software Development Kit (SDK) available; ONVIF compliant
GPS Position	Manual setting
Firmware Access Browser	Microsoft Internet Explorer 8.0 or newer (full functionality) Safari with QuickTime installed, and other browsers with VLC installed (partial functionality)

\* All specifications are subject to change without notice.

\* All brand names and registered trademarks are the property of their respective owners.

www.acti.com

